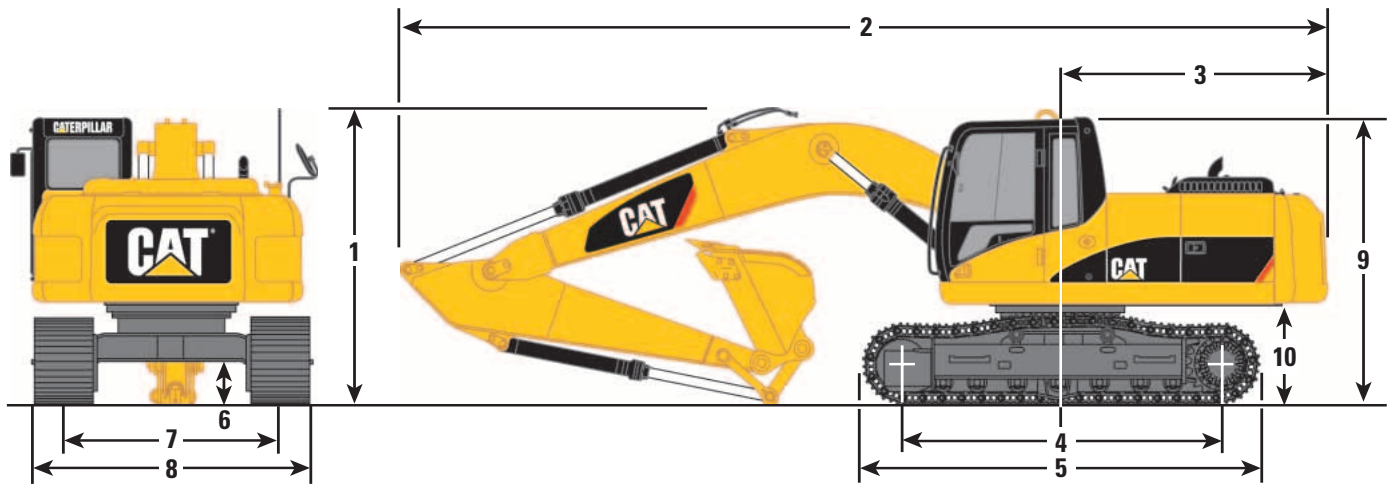


329D/329D L Hydraulic Excavator

Dimensions

All dimensions are approximate.



Boom Options	Reach – 6.15 m		Mass – 5.55 m
Stick Options	R3.2CB2	R2.65CB2	M2.5DB
1 Shipping height**	3180 mm	3190 mm	3250 mm
2 Shipping length	10 410 mm	10 420 mm	9860 mm
3 Tail swing radius	3080 mm	3080 mm	3080 mm
Undercarriage	Fixed Gauge		Long Fixed Gauge
4 Length to centers of rollers	3490 mm		3990 mm
5 Track length	4360 mm		4860 mm
6 Ground clearance***	490 mm		490 mm
7 Track gauge	2390 mm		2590 mm
8 Shipping width*	2990 mm		3190 mm
9 Cab height**	3040 mm		3040 mm
10 Counterweight clearance***	1110 mm		1110 mm

* Track width shown is for 600 mm track shoes.

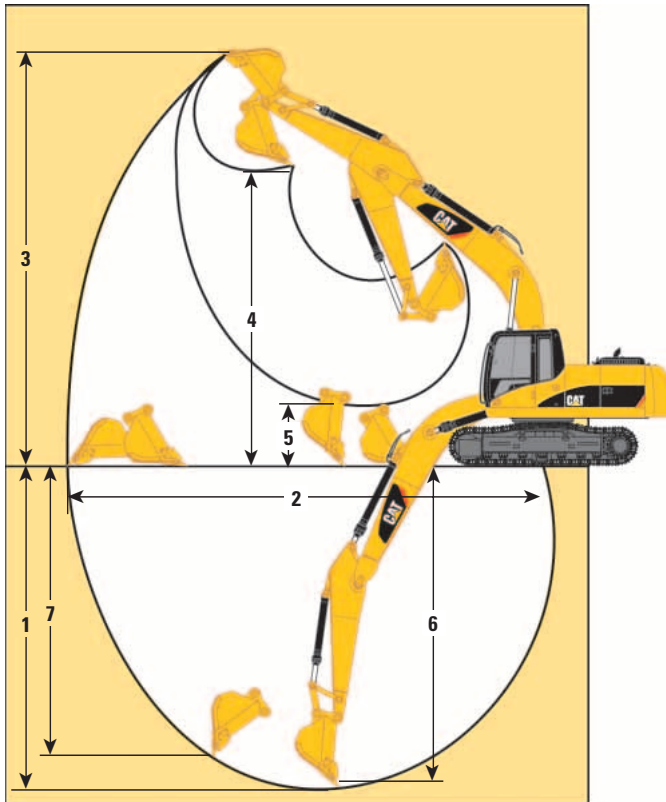
** Includes 30 mm shoe lug height.

*** Without 30 mm shoe lug height.

329D/329D L Hydraulic Excavator

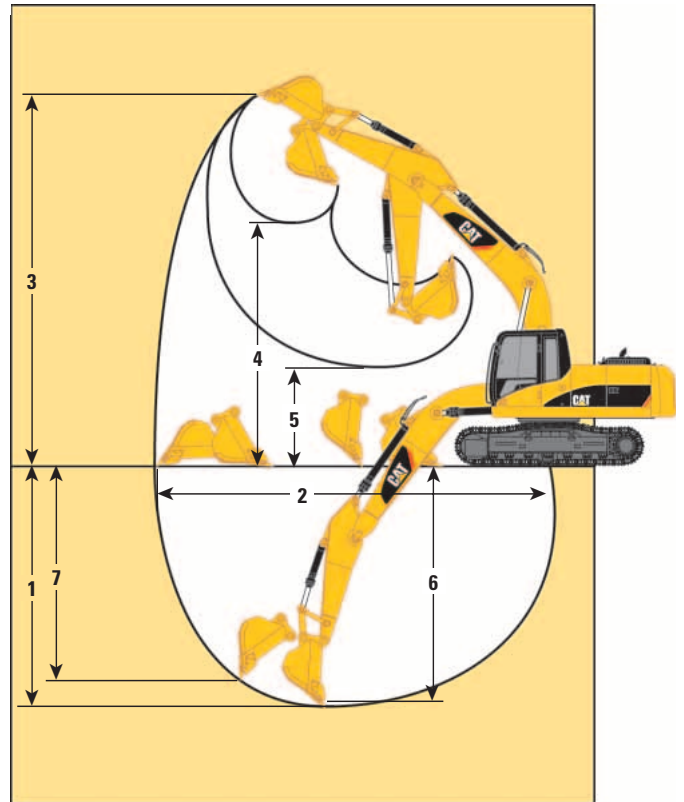
Reach Excavator Working Ranges

Reach (R) boom configuration



Mass Excavator Working Ranges

Mass (M) boom configuration



Boom Options	Reach – 6.15 m		Mass – 5.55 m
Stick Options	R3.2CB2	R2.65CB2	M2.5DB
1 Maximum digging depth	7170 mm	6620 mm	6010 mm
2 Maximum reach at ground level	10 600 mm	10 130 mm	9340 mm
3 Maximum cutting height	9990 mm	9880 mm	9150 mm
4 Maximum loading height	7020 mm	6870 mm	6090 mm
5 Minimum loading height	2370 mm	2920 mm	2560 mm
6 Maximum depth cut for 2440 mm level bottom	7010 mm	6440 mm	5810 mm
7 Maximum vertical wall digging depth	6510 mm	5980 mm	4710 mm
Bucket digging force (ISO)	188 kN	188 kN	222 kN
(SAE)	166 kN	166 kN	198 kN
Stick digging force (ISO)	128 kN	147 kN	155 kN
(SAE)	124 kN	142 kN	150 kN

329D/329D L Hydraulic Excavator

Major Component Weights

	kg
Base machine with counterweight and 600 mm shoes (without front linkage)	21 620
Two boom cylinders	548
Counterweight	
Standard Machine	5410
Boom (includes lines, pins and stick cylinder)	
Reach boom	2299
Mass boom	2374
Stick (includes lines, pins, bucket cylinder and linkage)	
R3.2CB2	1392
R2.65CB2	1299
M2.5DB	1455
Track roller frame [includes frame, rollers, idlers, steps, guards, final drive, 600 mm shoes] – each	9440

329D Bucket Specifications and Compatibility

	Capacity*	Width	Tip Radius	Weight (w/o tips)	Teeth	Total Weight	Reach Stick		Mass Stick
	m ³	mm	mm	kg	Qty	kg	R3.2CB2	R2.65CB2	M2.5DB
CB2 Buckets									
Excavation	1.1	1320	1555	857	5	857	●	●	—
	1.2	1420	1555	896	5	896	●	●	—
Heavy Duty	1.3	1390	1578	1033	6	1033	◐	●	—
Mass Excavation	1.5	1600	1578	1035	6	1035	◐	●	—
DB Buckets									
Excavation	1.4	1470	1660	1101	5	1101	—	—	●
	1.5	1560	1660	1144	5	1144	—	—	●
Mass Excavation	1.6	1540	1660	1191	6	1191	—	—	◐

329D L Bucket Specifications and Compatibility

	Capacity*	Width	Tip Radius	Weight (w/o tips)	Teeth	Total Weight	Reach Stick		Mass Stick
	m ³	mm	mm	kg	Qty	kg	R3.2CB2	R2.65CB2	M2.5DB
CB2 Buckets									
Excavation	1.1	1320	1555	857	5	857	●	●	—
	1.2	1420	1555	896	5	896	●	●	—
Heavy Duty	1.3	1390	1578	1033	6	1033	●	●	—
Mass Excavation	1.5	1600	1578	1035	6	1035	●	●	—
DB Buckets									
Excavation	1.4	1470	1660	1101	5	1101	—	—	●
	1.5	1560	1660	1144	5	1144	—	—	●
Mass Excavation	1.6	1540	1660	1191	6	1191	—	—	●

Assumptions for maximum material density rating:

1. Front linkage fully extended at ground line
2. Bucket curled
3. 100% bucket fill factor

* Based on SAE J296, some calculations of capacity specs fall on borderlines. Rounding may allow two buckets to have the same English rating, but different metric ratings.

- 2100 kg/m³ max material density
- ◐ 1800 kg/m³ max material density
- 1500 kg/m³ max material density
- ∴ 1200 kg/m³ max material density
- Not Available

329D/329D L Hydraulic Excavator

329D/329D L Work Tool Matching Guide

Boom Options	Reach Boom – 6.15 m		Mass Boom – 5.55 m
Stick Options	R3.2CB2	R2.65CB2	M2.5DB
Hydraulic Hammer	H120Cs/ H130Cs/ H140Cs	H120Cs/ H130Cs/ H140Cs	H120Cs/ H130Cs/ H140Cs
Vibratory Plate Compactor	CVP110	CVP110	CVP110
Multi-Processor	MP15/MP20	MP15/MP20	n/a
360 Scrap Shear	S320	S320/S325	n/a
Trash Grapple	3.1 m ³	3.1 m ³	4.6 m ³
Contractors' Grapple	yes	yes	n/a
Hydraulic Thumb	yes	yes	n/a
Dedicated Quick Coupler	yes	yes	yes
Pin-Grabber Quick Coupler	yes	yes	yes

329D/329D L Hydraulic Excavator

Reach Boom Lift Capacities



Load Point Height



Load Radius Over Front



Load Radius Over Side



Load at Maximum Reach

R3.2CB2 STICK – 3200 mm
BUCKET – 1.1 m³

UNDERCARRIAGE – Standard
SHOES – 600 mm triple grouser

BOOM – 5800 mm

Load Point Height	kg	1.5 m		3.0 m		4.5 m		6.0 m		7.5 m		9.0 m		m		
		Over Front	Over Side	Over Front	Over Side	Over Front	Over Side	Over Front	Over Side	Over Front	Over Side	Over Front	Over Side	Over Front	Over Side	
9.0 m	kg													*3900	*3900	6.82
7.5 m	kg									*4900	4400			*3650	*3650	7.89
6.0 m	kg									*5900	4350			*3450	3050	8.83
4.5 m	kg							*7350	6200	6200	4150	4400	2850	*3450	2600	9.40
3.0 m	kg					*12 800	8950	8650	5750	5950	3900	4300	2750	*3550	2350	9.70
1.5 m	kg					*11 600	8150	8200	5300	5700	3700	4150	2650	3600	2250	9.73
Ground Line	kg					*12 300	7900	7900	5050	5500	3500	4050	2550	3700	2300	9.52
-1.5 m	kg			*6700	*6700	12 750	7900	7800	4950	5400	3450			4050	2500	9.03
-3.0 m	kg			*13 400	*13 400	12 900	8000	7850	5000	5450	3500			4750	3000	8.23
-4.5 m	kg			*14 050	*14 050	*11 800	8300	8050	5150					6300	4100	7.00

R3.2CB2 STICK – 3200 mm
BUCKET – 1.35 m³

UNDERCARRIAGE – Standard
SHOES – 600 mm triple grouser

BOOM – 5800 mm

Load Point Height	kg	1.5 m		3.0 m		4.5 m		6.0 m		7.5 m		9.0 m		m		
		Over Front	Over Side	Over Front	Over Side	Over Front	Over Side	Over Front	Over Side	Over Front	Over Side	Over Front	Over Side	Over Front	Over Side	
9.0 m	kg													*4150	*4150	6.56
7.5 m	kg									*4400	4400			*3350	*3350	8.08
6.0 m	kg									*5850	4250			*3350	3000	8.81
4.5 m	kg							*7150	6200	6150	4100	4300	2800	*3500	2600	9.24
3.0 m	kg					*12 200	9100	8650	5750	5900	3850	4200	2700	*3600	2350	9.56
1.5 m	kg					*13 100	8250	8200	5300	5650	3650	4100	2550	3600	2200	9.63
Ground Line	kg					*12 600	7900	7900	5000	5450	3450	4000	2500	3650	2250	9.44
-1.5 m	kg			*6600	*6600	12 750	7850	7750	4900	5350	3400			3950	2450	9.01
-3.0 m	kg			*14 700	*14 700	12 850	7950	7750	4900	5400	3400			4600	2900	8.27
-4.5 m	kg			*16 150	*16 150	*12 300	8200	7950	5100					6050	3900	7.12

R3.2CB2 STICK – 3200 mm
BUCKET – 1.35 m³

UNDERCARRIAGE – Standard
SHOES – 800 mm triple grouser

BOOM – 5800 mm

Load Point Height	kg	1.5 m		3.0 m		4.5 m		6.0 m		7.5 m		9.0 m		m		
		Over Front	Over Side	Over Front	Over Side	Over Front	Over Side	Over Front	Over Side	Over Front	Over Side	Over Front	Over Side	Over Front	Over Side	
9.0 m	kg													*4150	*4150	6.56
7.5 m	kg									*4400	*4400			*3350	*3350	8.08
6.0 m	kg									*5850	4400			*3350	3150	8.81
4.5 m	kg							*7150	6350	6350	4250	4450	2900	*3500	2700	9.24
3.0 m	kg					*12 200	9350	*8750	5900	6100	4000	4350	2800	*3600	2450	9.56
1.5 m	kg					*13 100	8500	8450	5500	5850	3800	4250	2650	3750	2300	9.63
Ground Line	kg					*12 600	8150	8150	5200	5650	3600	4150	2600	3800	2350	9.44
-1.5 m	kg			*6600	*6600	13 150	8100	8000	5100	5550	3500			4100	2550	9.01
-3.0 m	kg			*14 700	*14 700	13 250	8200	8050	5100	5600	3550			4800	3000	8.27
-4.5 m	kg			*16 150	*16 150	*12 300	8450	8200	5250					6250	4050	7.12

*Indicates that the load is limited by hydraulic lifting capacity rather than tipping load. The above loads are in compliance with hydraulic excavator lift capacity standard ISO 10567:2007. They do not exceed 87% of hydraulic lifting capacity or 75% of tipping load.

Weight of all lifting accessories must be deducted from the above lifting capacities. Lifting capacities are based on the machine standing on a firm, uniform supporting surface.

Always refer to the appropriate Operation and Maintenance Manual for specific product information.

329D/329D L Hydraulic Excavator

Reach Boom Lift Capacities



Load Point Height



Load Radius Over Front



Load Radius Over Side



Load at Maximum Reach

R2.65CB2 STICK – 2650 mm
BUCKET – 1.35 m³

UNDERCARRIAGE – Long
SHOES – 600 mm triple grouser

BOOM – 5800 mm

Load Point Height	Unit	1.5 m		3.0 m		4.5 m		6.0 m		7.5 m		Load at Maximum Reach		m
		Over Front	Over Side	Over Front	Over Side	Over Front	Over Side	Over Front	Over Side	Over Front	Over Side	Over Front	Over Side	
9.0 m	kg											*4600	*4600	6.50
7.5 m	kg											*3350	*3350	7.53
6.0 m	kg									*6600	4800	*4400	3900	8.32
4.5 m	kg							*7950	6900	*7000	4650	*4650	3400	8.76
3.0 m	kg							*9500	6500	7400	4450	*4800	3100	9.09
1.5 m	kg							10 400	6100	7150	4250	*5050	3000	9.16
Ground Line	kg							10 150	5900	7000	4100	5250	3050	8.97
-1.5 m	kg					*15 500	9350	10 050	5850	6950	4050	5700	3350	8.50
-3.0 m	kg			*16 650	*16 650	*13 950	9500	10 150	5900			6750	3950	7.72
-4.5 m	kg					*11 050	9750	*8250	6100			*7150	5500	6.45

R2.65CB2 STICK – 2650 mm
BUCKET – 1.35 m³

UNDERCARRIAGE – Long
SHOES – 800 mm triple grouser

BOOM – 5800 mm

Load Point Height	Unit	1.5 m		3.0 m		4.5 m		6.0 m		7.5 m		Load at Maximum Reach		m
		Over Front	Over Side	Over Front	Over Side	Over Front	Over Side	Over Front	Over Side	Over Front	Over Side	Over Front	Over Side	
9.0 m	kg											*4600	*4600	6.50
7.5 m	kg											*3350	*3350	7.53
6.0 m	kg									*6600	4950	*4400	4050	8.32
4.5 m	kg							*7950	7150	*7000	4800	*4650	3550	8.76
3.0 m	kg							*9500	6700	7650	4600	*4800	3250	9.09
1.5 m	kg							10 750	6350	7450	4450	*5050	3100	9.16
Ground Line	kg							10 500	6100	7300	4300	5450	3200	8.97
-1.5 m	kg					*15 500	9650	10 450	6050	7250	4250	5950	3450	8.50
-3.0 m	kg			*16 650	*16 650	*13 950	9800	10 500	6100			7000	4150	7.72
-4.5 m	kg					*11 050	10 100	*8250	6350			*7150	5700	6.45

R2.65CB2 STICK – 2650 mm
BUCKET – 1.1 m³

UNDERCARRIAGE – Standard
SHOES – 600 mm triple grouser

BOOM – 5800 mm

Load Point Height	Unit	2.0 m		3.0 m		4.5 m		6.0 m		7.5 m		Load at Maximum Reach		m
		Over Front	Over Side	Over Front	Over Side	Over Front	Over Side	Over Front	Over Side	Over Front	Over Side	Over Front	Over Side	
9.0 m	kg											*4550	*4550	6.62
7.5 m	kg											*4850	4550	7.29
6.0 m	kg									6350	4300	*4550	3500	8.30
4.5 m	kg					*10 550	9850	*8200	6150	6200	4150	4500	2950	8.92
3.0 m	kg							8600	5700	5950	3950	4150	2650	9.23
1.5 m	kg							8200	5350	5750	3750	4000	2550	9.26
Ground Line	kg							8000	5150	5600	3600	4150	2650	9.04
-1.5 m	kg					*12 550	8150	7950	5100	5550	3600	4550	2950	8.52
-3.0 m	kg			*14 450	*14 450	13 200	8300	8050	5200			5500	3550	7.66
-4.5 m	kg					*10 450	8600	*7750	5450			*7000	5050	6.31

*Indicates that the load is limited by hydraulic lifting capacity rather than tipping load. The above loads are in compliance with hydraulic excavator lift capacity standard ISO 10567:2007. They do not exceed 87% of hydraulic lifting capacity or 75% of tipping load.

Weight of all lifting accessories must be deducted from the above lifting capacities. Lifting capacities are based on the machine standing on a firm, uniform supporting surface.

Always refer to the appropriate Operation and Maintenance Manual for specific product information.